

DIABLOSPORT®

GASOLINE AND DIESEL TUNING SYSTEMS

HOW TO RESTORE YOUR ORIGINAL BACKUP GENERAL MOTORS VERSION

Congratulations on the purchase of your Predator handheld tuner - the leading performance tuner in today's automotive aftermarket! These instructions provide detailed information on how to return the copy of your original backup file from your Predator to your vehicle's PCM.

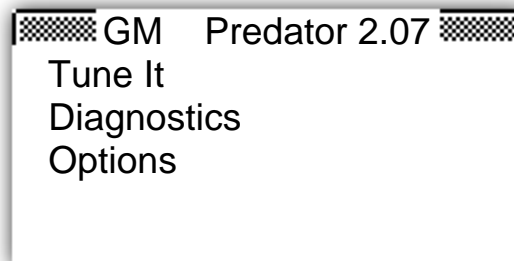
IMPORTANT: Refer to your vehicle owner's manual for necessary fuse removal. Remove all recommended fuses and *disable* all aftermarket electronic devices.

Note: Voltage interruptions can cause improper programming. DO NOT run vehicle electronics while programming.

Connect the Predator to the vehicle's OBDII Port located in the area under the steering wheel.

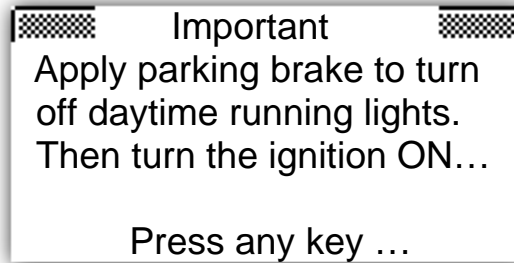
Note: If the Predator does not power up, check the cigarette lighter fuse. This fuse usually powers the OBDII port.

The following screen should be displayed:



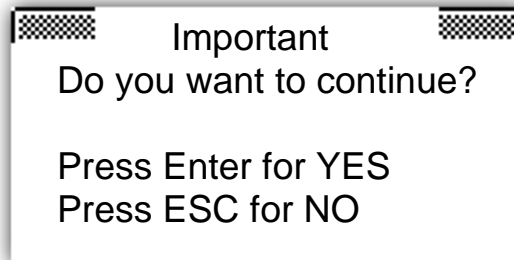
Note: Screen shot & version will vary between different Predator applications

Using the arrows on the keypad, highlight "Tune It" and press the center circle (enter). The following screen will be displayed:

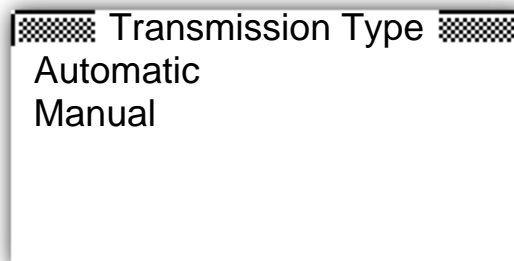


Follow the on-screen instructions. These minimize voltage interruptions to assure proper replacement of the Original Backup. Press any key to continue.

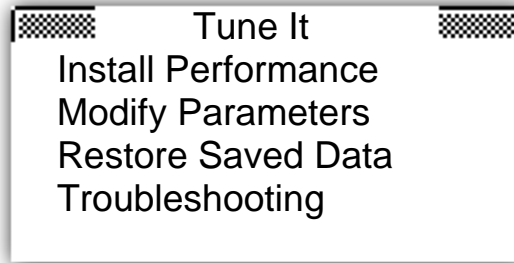
Several disclaimers will appear. Press any key to accept and continue.



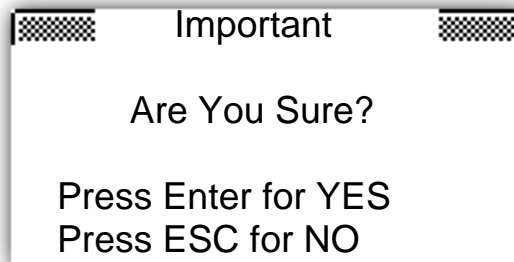
Press the circle button (enter) to accept and continue. The following screen will then appear:



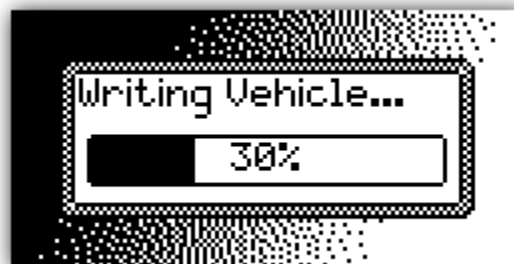
Using the arrows on the keypad, highlight "Automatic" or "Manual" and press the center circle (enter). The following screen will be displayed:



Using the arrows on the keypad, highlight "Restore Saved Data" and press the center circle (enter). The following screen will be displayed:



Press the circle button (enter) to accept and continue. Follow the on-screen prompts cycling the key ON and OFF as directed. The following screen will be displayed:



When the status bar reaches 100%, the Original backup has been fully restored. Again cycle the key as directed.